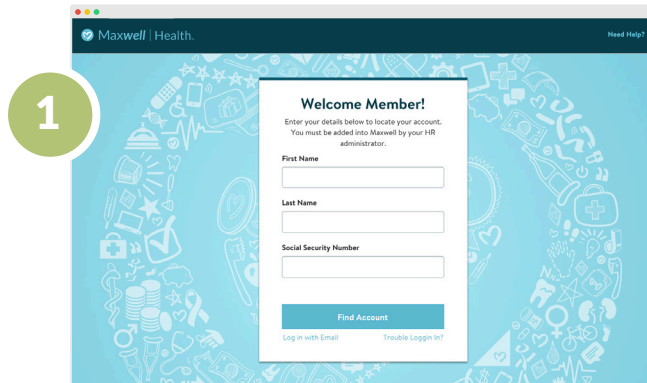


# Getting Started with Maxwell

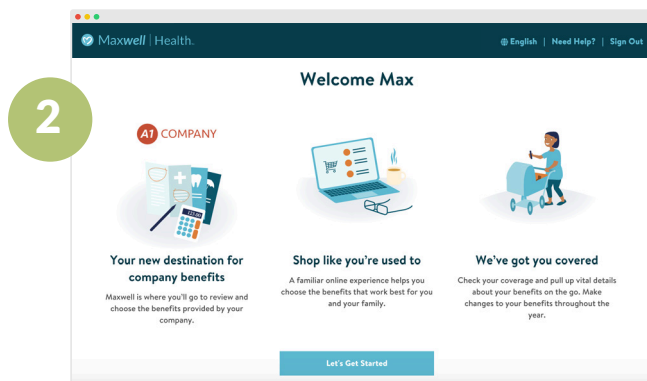
Your employer uses Maxwell Health to make choosing and enrolling in your benefits online quick and simple. *Here are some quick steps to get you started!*

## Setting up your account

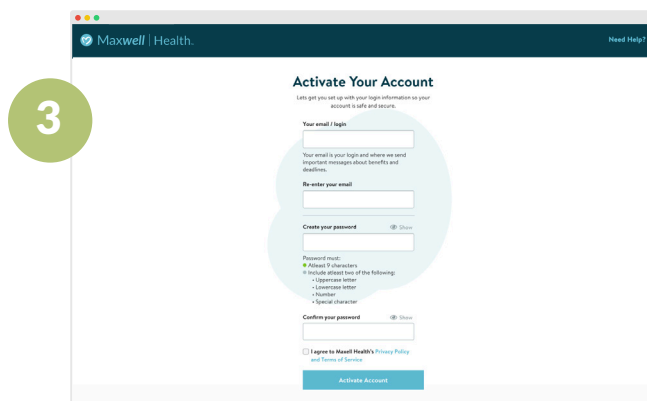


Get started by opening your browser and navigating to [member.maxwellhealth.com/newuser](https://member.maxwellhealth.com/newuser)

You'll enter your full name and social security number (*SSN is needed to identify you and your information is secure*). Then click **Find Account**.



Review the Welcome Message and click **Let's Get Started** to activate your account.



Enter an email address (*this can be a personal or work email*) and create a password.

**Congrats! You've successfully activated your account in Maxwell.**

**What's next?** You'll complete the rest of your profile and review information provided by your employer. Make sure you have your info handy—including details for any family members—so you'll be all set when you choose your benefits.